

I am Deaf

 LET'S  
talk



25 Signs to Learn for  
**Māori Concepts**  
[deaf.org.nz](http://deaf.org.nz)



**Deaf**  
AOTEAROA  
TĀNGATA TŪRI



KIA ORA,  
**I'm Richard**

**Ko Te Rarawa me Ngāti Porou ōku iwi**  
(My hapu are Te Rarawa and Ngāti Porou)

**Ko Te Uri o Tai me Te Whānau o Hinerupe ōku hapū**  
(My iwi are Te Uri o Tai and Te Whānau o Hinerupe)

**Ko Richard Peri tōku ingoa**  
(My name is Richard Peri)



# Deaf Aotearoa

**Deaf Aotearoa is the national service provider for Deaf people in New Zealand.**

We work with Deaf communities and provide information, resources and services including:

- Access to employment
- Educational programmes
- Service coordination and needs assessment
- Specialised equipment
- Youth development and transition programmes
- Community development
- New Zealand Sign Language interpreting
- NZSL teaching and support for families of deaf children aged 0-5 years.

Deaf Aotearoa works closely with government agencies, not-for-profit sector organisations, and the corporate sector to increase awareness of the Deaf community, promote New Zealand Sign Language and strengthen the rights of Deaf people.

As well as being a Disabled Person's Organisation, Deaf Aotearoa is also the New Zealand representative member of the World Federation of the Deaf, the international body for Deaf people.

**Deaf Aotearoa also provides education and awareness courses to organisations that want to learn about Deaf culture and NZSL. These courses can be tailored to accommodate organisations' interests and time requirements.**

### **Deaf Awareness courses**

Get an insight into the Deaf world, explore NZSL, Deaf culture and the community through these interactive courses. They're ideal for breaking down communication barriers for businesses, groups and organisations.

### **NZSL Courses**

Learn NZSL vocabulary and grammar specific to your workplace. Courses are individually designed to provide managers and staff with the words and phrases they use regularly. These can then be applied quickly in a practical setting when working with Deaf customers, clients or staff.



**Deaf**  
AOTEAROA  
TĀNGATA TURI

**For more information visit [deaf.org.nz](http://deaf.org.nz)**

# NEW ZEALAND SIGN LANGUAGE WEEK

## TE WIKI O TE REO TURI

**Every May, Deaf Aotearoa organises New Zealand Sign Language Week – a celebration of one of the country's official languages.**

NZSL Week is a chance for the Deaf community to stand proud as Deaf, and to celebrate their language and culture. It also works to break down barriers, fears and misconceptions. NZSL Week lets Deaf New Zealanders put their hands up and be seen!

Our vision for NZSL Week is to increase awareness and understanding of NZSL and the Deaf community, and to empower and strengthen the Deaf community.

For more information visit [nzslweek.org.nz](http://nzslweek.org.nz)



# HOW TO COMMUNICATE WITH A DEAF PERSON

**A conversation with a Deaf person is the same as a conversation with a hearing person – Deaf people just use different communication tools. Like hearing people, Deaf people are unique individuals with interesting qualities and skills. They have families, jobs and hobbies.**

You can communicate with Deaf people in several ways, including New Zealand Sign Language, spoken English or a mixture of both.

Appropriate use of gesture, body language and facial expressions can also be very effective, as Deaf people communicate visually.

Not all Deaf people can lip read. It's estimated 70% of lip reading is guesswork, even if the speaker articulates clearly. That's why relying solely on lip reading as a way to communicate isn't recommended.

Face the Deaf person and get their attention before speaking. Eye contact is very important so try to maintain it and don't turn away while the Deaf person is signing.

Using a New Zealand Sign Language Interpreter is the best way to ensure full communication occurs. Booking an interpreter is easy and quick and will avoid communication breakdowns.

**To book an interpreter, contact iSign:**

[www.isign.co.nz](http://www.isign.co.nz)

0800 934 683

[bookings@isign.co.nz](mailto:bookings@isign.co.nz)



# A FEW TIPS FOR SIGN LANGUAGE

## **Facial expressions**

Facial expressions are an important aspect of NZSL. In spoken languages, intonations are used to indicate what kind of sentence it is – a question or statement. NZSL shows intonation using facial expressions. Having a plain facial expression is like speaking with a monotonous voice. It's boring!

## **Hand position**

Hand positioning is very important. It's helpful to see the signs in action – you can look up videos for these signs in the online dictionary at [nzsl.vuw.ac.nz](http://nzsl.vuw.ac.nz).

## **Which hand to use?**

Use your dominant hand – the hand you write with – to execute all of the signs. For some signs you'll need to use both hands.





I am Deaf

let's **TALK**

25 Signs to Learn for  
**Medical Situations**  
deaf.org.nz



I am Deaf

LET'S **TALK**

25 Signs to Learn at  
**Work**  
deaf.org.nz



I am Deaf

LET'S **TALK**

25 Signs to Learn with  
**Your Family**  
deaf.org.nz



I am Deaf

let's **Talk**

25 Signs to Learn for  
**the Weekend**  
deaf.org.nz





# 25 SIGNS TO LEARN FOR MĀORI CONCEPTS

**This is one of a series of booklets designed to introduce you to NZSL. It gives you a practical opportunity to quickly learn some basic vocabulary relevant to your environment.**

Learn these signs and use them as often as you can. Tell your friends about them and share the wonderful gift of NZSL. Then you'll understand why 25,000 New Zealanders use it every day!

**ALSO AVAILABLE:**

**25 Signs to Learn at Work**

**25 Signs to Learn for the Weekend**

**25 Signs to Learn for Medical Situations**

**25 Signs to Learn with Your Family**



ahau

me





# aroha

love









awa

river





# hangi


earth oven





hui

meeting






iwi  
tribe







kai  
food





# kaikōrero

speaker





# karakia

prayer





# kaupapa

principles







# kōhanga reo

language nest



Fingers wiggling as if playing a piano.



kuia

grandmother





māori





**marae**

meeting house








# maunga

mountain





mihi  
greeting





# taonga

treasure





# Te Reo

Maōri language







# tikanga

protocol





# waiata

song





# waka

canoe





# whaikōrero

speak







# whakapapa

genealogy





# whakatau

visit





# whānau

family





# THANKS!

Deaf Aotearoa would like to thank  
all those that play a part in promoting  
New Zealand Sign Language Week each year.

Particular thanks to Richard.



New Zealand Government



PLEASE SUPPORT DEAF AOTEAROA

DONATE NOW

givealittle  
from the  Spark Foundation

[www.givealittle.co.nz/org/deafaotearoa](http://www.givealittle.co.nz/org/deafaotearoa)

For more information visit [deaf.org.nz](http://deaf.org.nz)

The instructions for the NZ Sign Language illustrations  
were adapted from the Online Dictionary of NZSL,  
Deaf Studies Research Unit, Victoria University of Wellington





I AM  
**deaf**

Richard Peri

**NEW ZEALAND  
SIGN LANGUAGE WEEK**

TE WIKI O TE REO TURI  
ANNUALLY DURING MAY